

Excel BOATS

CRAPPIE SERIES



Exceleration Hull™

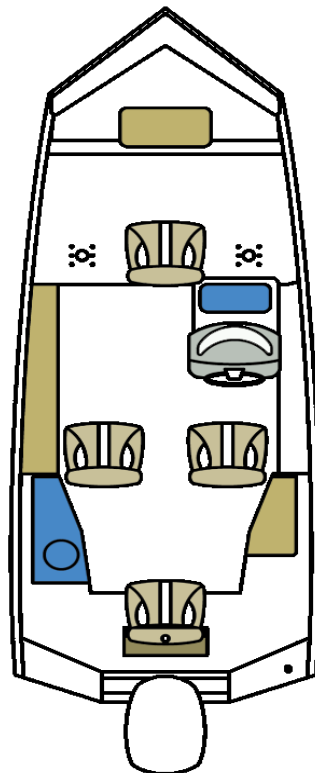
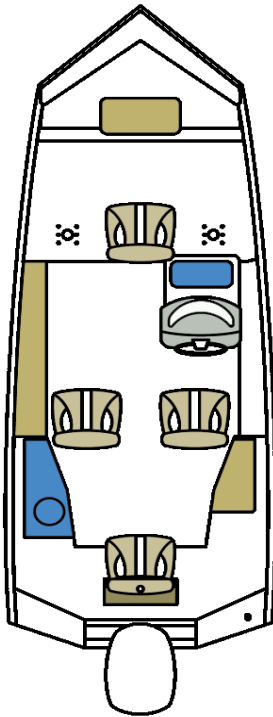
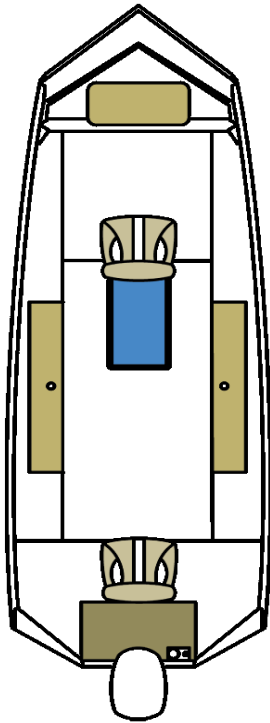




1751CRSS

1754CRSC

1860CRSC



STANDARD FEATURES: (CRSC MODEL)
WHITE, RED, SILVER OR INDIGO BLUE
 *BASS BOAT DECALS
 ALL-WELDED VIPER HULL
 WELDED-IN ALUMINUM FLOOR AND DECKS
 ALL ALUMINUM TALL TRANSOM
 12/24 VOLT TROLLING MOTOR HARNESS
 NAVIGATION LIGHTS
 BILGE - 800GPH
 12 GALLON BUILT IN FUEL TANK
 1- TEMPRESS SEATS (FISHING)
 16OZ MARINE GRADE CARPET
TROLLING MOTOR
 * MINNKOTA 45LB EDGE 12V
FISH FINDER
 * HUMMINBIRD 160 MAX
CRAPPIE REAR DECK
 *1-SEATBASE
 *2-STORAGE
 *1- PORT SIDE AERATED L/W
ROD BOX
 * UP TO 7' RODS
SEAT BOX (2-TACKEL TRAYS)
 *2-DELUXE SEATS
LOW FRONT DECK
 *3-SEAT BASE
 *1-STORAGE
TRANSOM SPLASH PAN (GAS FILL)
FIBERGLASS CONSOLE
 *TINTED WINDSHIELD
 *SPEEDOMETER, TACH AND FUEL GAUGES
 *AERATED LIVEWELL

STANDARD FEATURES: (CRSS MODEL)
WHITE, RED, SILVER OR INDIGO BLUE
 *BASS BOAT DECALS
 ALL-WELDED VIPER HULL
 WELDED-IN ALUMINUM FLOOR AND DECKS
 ALL ALUMINUM TALL TRANSOM
 12/24 VOLT TROLLING MOTOR HARNESS
 NAVIGATION LIGHTS
 BILGE - 800GPH
 12 GALLON BUILT IN FUEL TANK
 16OZ MARINE GRADE CARPET
TROLLING MOTOR
 *MINNKOTA 45LB EDGE 12V
FISH FINDER
 *HUMMINBIRD 160 MAX
STRAIGHT REAR DECK
 * 1-SEATBASE
 * 1-STORAGE
 * 1- CENTER AERATED LIVEWELL W/
 MINNOW BUCKET
2-ROD BOXES
 * UP TO 9' RODS
1-SEAT BOX (1-TACKEL TRAYS)
 *2-DELUXE SEATS
LOW FRONT DECK
 *1-STORAGE
TRANSOM SPLASH PAN (GAS)
DRIVING CONTROLS
 *EAST GLIDE SYSTEM
 SPEEDOMETER, TACH AND FUEL GAUGES
 (MOUNTED IN BOW)



MODEL	LENGTH	BOTTOM	BEAM	SIDE HEIGHT	TRANSOM	MAX HP	CAPACITY	ALUMINUM	WEIGHT
751CRSS	17'2"	51"	72"	25"	20"	60	4/560	0.100	720
754CRSC	17'2"	54"	73"	23"	20"	90	4/700	0.100	895
860CRSC	18'2"	60"	79"	23"	20"	115	4/710	0.125	975

