


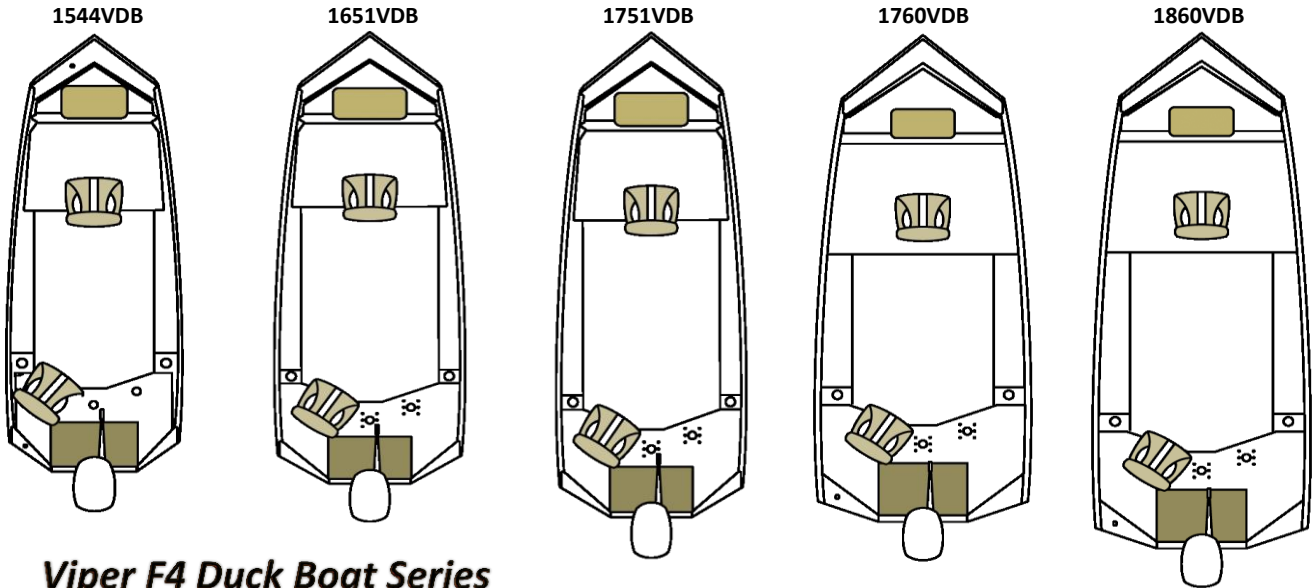
EXCEL F4

THE BOAT TO OWN

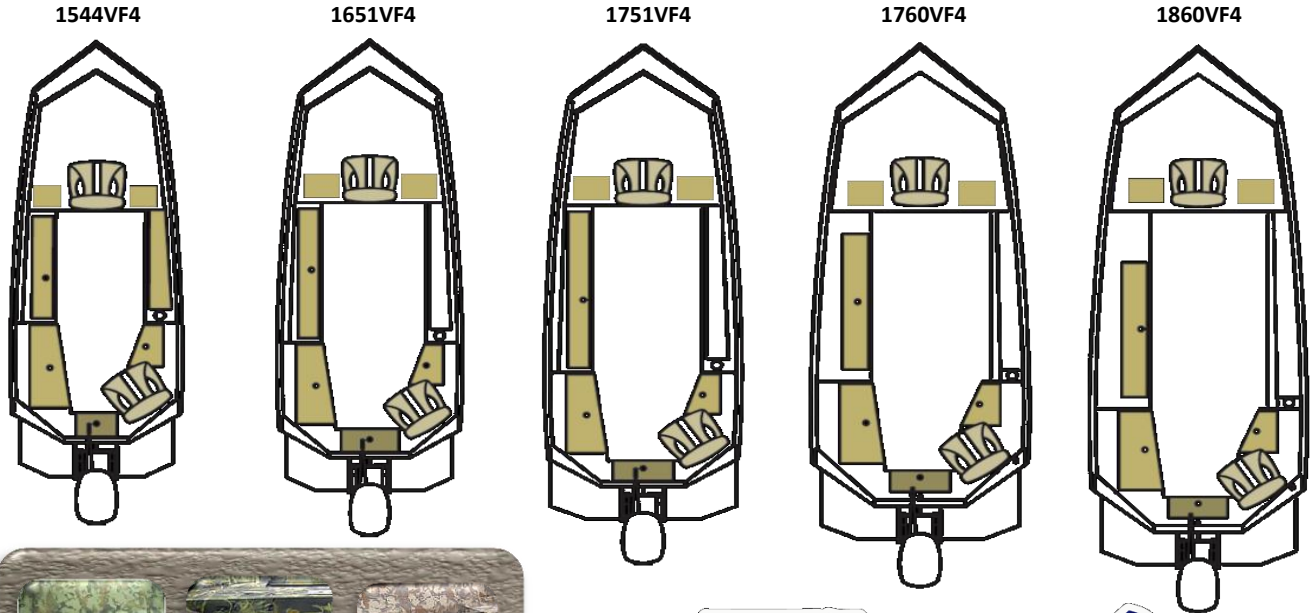
DUCK BOAT AND F4 DUCK BOAT SERIES



Viper Duck Boat Series



Viper F4 Duck Boat Series



Natural Gear Green - Max-4 - Natural Gear Brown

MODEL	LENGTH	BOTTOM	BEAM	SIDE HEIGHT	TRANSOM	MAX HP	CAPACITY	ALUMINUM	WEIGHT
1544VDB	15'	44"	66"	22"	17" or 20"	25 tiller	3/420	0.100	500
1651VDB	16'	51"	72"	24"	17" or 20"	50 tiller	4/560	0.100	600
1751VDB	17'	51"	72"	24"	17" or 20"	60 tiller	4/560	0.100	630
1760VDB	17'	60"	80"	24"	20"	75 tiller	4/560	0.1 & .125	730
1860VDB	18'	60"	80"	25"	20"	75 tiller	5/700	0.1 & .125	760
MODEL	LENGTH	BOTTOM	BEAM	SIDE HEIGHT	TRANSOM	MAX HP	CAPACITY	ALUMINUM	WEIGHT
1544VF4	15'	44"	66"	22"	17" or 20"	25 tiller	3/420	0.100	500
1651VF4	16'	51"	72"	24"	17" or 20"	50 tiller	4/560	0.100	600
1751VF4	17'	51"	72"	24"	17" or 20"	60 tiller	4/560	0.100	630
1760VF4	17'	60"	80"	24"	20"	75 tiller	4/560	0.1 & .125	730
1860VF4	18'	60"	80"	25"	20"	75 tiller	5/700	0.1 & .125	760