

Excel
BOATS

RIVERJET

see details
www.ExcelBoats.net




KHAKI STANDARD FINISH - OPTIONS INCLUDE NATURAL GEAR GREEN MAX - 4 AND NATURAL GEAR BROWN, PLUS SUPERLINER TEXTURE FINISH

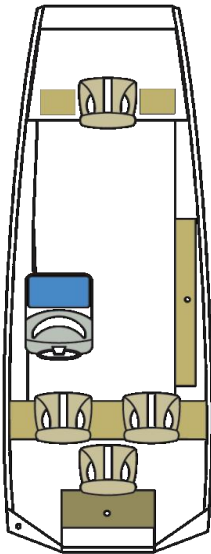


SUPERLINER KHAKI FINISH SHOWN

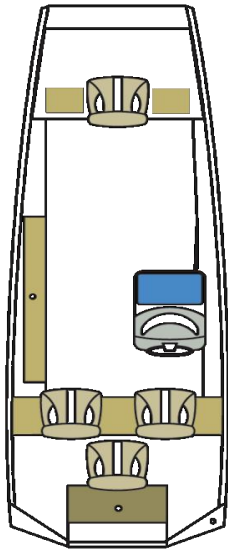
CARPET AND COLOR OPTIONS



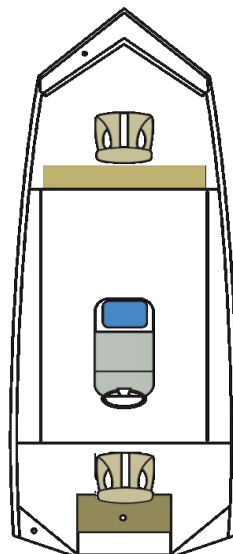
851RJFSC



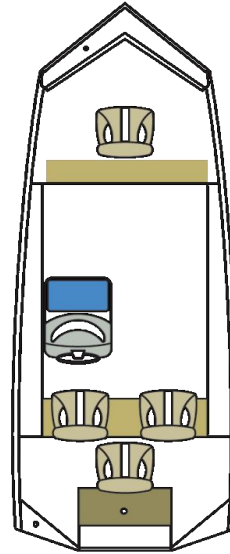
854RJFSC



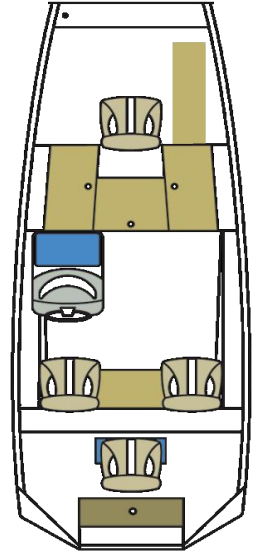
860RVCC




860RVSCEX



860RJFSC



Exceleration
HULL™



STANDARD FEATURES: 851RJFSC KHAKI

OR O.D GREEN
TALL TRANSOM
ALL-WELDED SHALLOW WATER HULL
WELDED-IN ALUMINUM FLOOR AND DECKS
ALL ALUMINUM TRANSOM
12/24 VOLT TROLLING MOTOR HARNESS
NAVIGATION LIGHTS
BILGE - 800GPH
12 GALLON BUILT IN FUEL TANK
1- TAN TEMPRESS SEATS

REAR DECK

- *1-SEATBASE
- *1-STORAGE

HIGH FRONT DECK

- *1- STORAGE
- *1- SEAT BASE
- *FRONT DECK SIDE STEPS

TRANSOM SPLASH PAN (GAS FILL)

FIBERGLASS CONSOLE

- *TINTED WINDSHIELD
- *SPEEDOMETER, TACH AND FUEL GAUGES
- *AERATED LIVEWELL
- *STAINLESS WINDSHIELD RAIL

FRONT BOW CONTROL PANEL

- *TRIM
- *12 VOLT
- *TROLLING MOTOR PLUG
- *ANCHOR/NAV LIGHTS SWITCH

STANDARD FEATURES: SCX

WHITE, RED, SILVER OR INDIGO BLUE
BASS BOAT DECALS
16OZ MARINE GRADE CARPET
WELDED-IN ALUMINUM FLOOR AND DECKS
ALL ALUMINUM TALL TRANSOM
12/24 VOLT TROLLING MOTOR HARNESS
NAVIGATION LIGHTS
BILGE - 800GPH
12 GALLON BUILT IN FUEL TANK
1- TEMPRESS SEATS (FISHING)

REAR DECK

- *1-SEATBASE
- *3-SORAGE
- *AERATED L/W

ROD BOX (CENTER OF FRONT DECK)

- *UP TO 7' RODS

SEAT BOX (STORAGE)

- * 2-TEMPRESS SEATS

HIGH FRONT DECK

- *1-SEAT BASE
- *3-STORAGE (INCLUDING ROD BOX)

TRANSOM SPLASH PAN (GAS FILL)

FIBERGLASS CONSOLE

- *TINTED WINDSHIELD
- *SPEEDOMETER, TACH AND FUEL GAUGES

FRONT BOW CONTROL PANEL

- *TRIM
- *12 VOLT
- *TROLLING MOTOR PLUG
- *ANCHOR/NAV LIGHTS SWITCH

STANDARD FEATURES: 851RJFSC

TRIPLE TAPER CHINE HULL
KHAKI OR O.D GREEN
TALL TRANSOM
ALL-WELDED VIPER HULL
WELDED-IN ALUMINUM FLOOR AND DECKS
ALL ALUMINUM TRANSOM, DECK & FLOORS
TROLL MOTOR KIT (BAT TRAY, PLUG, HARNESS)
NAVIGATION LIGHTS
BILGE - 800GPH
12 GALLON BUILT IN FUEL TANK
1- TAN TEMPRESS SEATS

REAR DECK

- *1-SEATBASE
- *1-STORAGE

ROD BOX

- *UP TO 7' RODS

HIGH FRONT DECK

- *1- STORAGE
- *1 - SEAT BASE
- *FRONT DECK SIDE STEPS

SEAT BOX

- *2-TEMPRESS SEATS

TRANSOM SPLASH PAN(GAS FILL)

FIBERGLASS CONSOLE

- *TINTED WINDSHIELD
- *SPEEDOMETER, TACH AND FUEL GAUGES
- *AFERATED LIVEWELL

MODEL	LENGTH	BOTTOM	BEAM	SIDE HEIGHT	TRANSOM	MAX HP	CAPACITY	ALUMINUM	WEIGHT
851RJFSC	18'	51"	67"	25"	25"	85JET	4/560	.100 & 0.125	915
854RJFSC	18'	54"	75"	25"	25"	115JET	4/560	.100 & 0.125	825
860RVCC	18'	60"	75"	25"	25"	115JET	4/700	.100 & 0.125	900
860RVSCEX	18'	51"	67"	25"	25"	85JET	4/660	.100 & 0.125	915
860RJFSC	18'	60"	75"	25"	25"	115JET	4/700	.100 & 0.125	960

